

Kingdom of Saudi Arabia  
Ministry of Education  
Najran University  
Nursing College



# Nursing Program

## Clinical Log Book for Nursing Interns Students

سجل الأداء العملي

لطالبات امتياز التمريض

Academic Year:

Student's Name: \_\_\_\_\_

## Index

Items	Page
1. Introduction & Nursing Program Mission and goals	1
2. The program learning objectives	2
3. Internship Mission and Goals	2-3
4. 4- Benefits of intern ship training	3
5. Internship Ilos	4
6. Rules for commencing and success in the internship program	5
7. Safety and Risk Management in field training	6-7
8. Objectives of medical ward	8
9. Nursing activities in medical ward	9-12
10. Objectives of intensive care ward	13
11. Nursing activities in intensive care ward	14-16
12. Objectives of hemodialysis	17
13. Nursing activities in hemodialysis	18-19
14. Objectives of diabetic outpatient	20
15. Nursing activities in diabetic outpatient	21
16. Objectives of surgical ward	22
17. Nursing activities in surgical ward	23-25
18. Objectives of burn Unit	26
19. Nursing activities in burn unit	27-28
20. Objectives of emergency ward	29
21. Nursing activities in emergency ward	30-32
22. Objectives of pediatric ward	33
23. Nursing activities in pediatric ward	34-36
24. Nursing activities in NICU ward	37-39
25. Objectives of pediatric emergency department	40
26. Nursing activities of pediatric emergency department	41-43
27. Objectives of obstetrics and gynecology nursing clinical training ward	44
28. Nursing activities antenatal ward	45-46
29. Objectives of delivery room ward	47
30. Nursing activities in delivery room	48-49

<b>31. Objectives of postnatal ward</b>	<b>50</b>
<b>32. Nursing activities in postnatal ward</b>	<b>51-52</b>
<b>33. Objectives of gynecology nursing and family planning unit</b>	<b>53</b>
<b>34. Nursing activities in gynecology nursing and family planning unit</b>	<b>54-55</b>
<b>35. Objectives of community nursing</b>	<b>56</b>
<b>36. Nursing activities in primary health care centers</b>	<b>57-58</b>

## **Introduction**

Nursing is a health care profession focused on the care of individuals, families, and communities so they may attain, maintain, or recover optimal health and quality of life from birth to death. Nurses work in a large variety of specialties where they work independently and as part of a team to assess, plan, implement and evaluate care. The focus of nursing intern program is the management of client situations that the intern can treat legally and independently. It will assist intern in transferring theoretical knowledge to clinical practice

### **Nursing Program Mission Statement**

**Nursing program at Najran University is committed to:**

- Provide the community with a qualified graduates at the field of nursing.
- Offer a supportive, collaborative learning environment.
- Continuous improvement of the program to meet the national standards and to satisfy community and labor market needs.

**Nursing program goals:**

- Provide a quality nursing education, and integrate best practices in the field of nursing with a special stress on Islamic values and cultural concepts.
- Empower our students with knowledge, skills and attitudes to graduate as a competent nurses able to provide nursing care in a variety of settings to individuals, families and communities.
- Develop a Community engagement through service and research activities.
- Cultivate in the students a desire for lifelong learning and improvement.
- Support and improve faculty and staff performance.
- Engage in national and regional academic relationships that will promote our improvement.

**The program learning objectives are to:**

- Empower the students with comprehensive knowledge of nursing sciences, including theories and principles related to the field, with reference to the correlated sciences, arts and legislations essential for nursing practice.
- Expand the students' ability to use critical thinking scientifically and professionally in solving patient health problems.
- Prepare the students to participate and cooperate actively in health teams considering social and cultural issues while providing holistic nursing care to individuals, families and communities.
- Develop the student ability to use numerical, statistical and communication skills in addressing health problems with appropriate application of suggested solution.
- Qualify the students to apply nursing process in solving problems and in providing competent holistic patient care according to evidence based practice with respect to Islamic culture.

**Internship Mission and Goals**

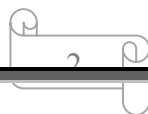
**Mission:**

The nursing internship program provides the clinical experience and advanced study necessary for the novice nurse to progress to competency. Growth in professional nursing practice and fostering nursing excellence will meet the healthcare needs of patients within healthcare system

**Goals:**

The goals of the nursing internship program are to:

- Provide an opportunity for the intern to demonstrate understanding and competence in technical skills and procedures related to their specialty



- Provide an opportunity to apply sound clinical judgment, problem solving and critical thinking skills throughout the nursing process in the management of patient care
- Develop time management and delegation skills
- Develop leadership abilities as a first line manager
- Apply communication skills with patients as well as health team members
- Apply principles of recording and reporting in utilizing different formats of health care records
- Provide an orientation of the nurse intern to the specialty unit

### **BENEFITS OF INTERNSHIP PROGRAM:**

- Increase the competence of interns by providing opportunities to practice in suitable areas and to perform their actual professional duties and responsibilities.
- Enhance their skills and abilities gained during the theoretical and clinical training period in the college and to apply their theoretical knowledge in clinical practice.
- Prepare the interns to perform their professional responsibilities by developing professional ethics and attitudes through their work as actual health care team member.
- Develop self confidence in the interns and change the view of the society toward nursing profession by making sure that they are able to perform all duties and responsibilities in a competent way before depending completely on them.
- Identify the specific clinical abilities for each intern and her preferred specialty and direct them to work in the fields in which they are more efficient.
- Achieve the involvement of the interns in research projects and motivate them to generate original innovative ideas and develop their scientific writing ability
- Create and promote the sense of job belonging

## **Internship ILOs:**

1. Explain principle factors contributing to health /disease and appropriate nursing interventions
2. Describe signs, symptoms and complications of the most diseases and appropriate nursing interventions.
3. Differentiate among basic nursing interventions and procedures.
4. Develop appropriate health promotion and disease prevention plans to meet the needs of diverse patients
5. Participates in Nursing activities which promote Continued professional growth and competency.
6. Communicate professionally with the health team members, patients, clients and family members
7. Use modern technology as well as numerical skills in managing patient care.
8. Perform nursing procedures and interventions with respect to patients' right

**\*Rules for commencing the internship program:**

- Interns should complete all courses set by the curriculum plan in four years study and all university courses successfully prior to commencing the internship program.

**\*Rules for successful completion of internship year:**

- Internship program is crucial for attaining a bachelor degree in nursing
- Interns who fail to pass less than 70 % in each rotation will be required to repeat this rotation at the end of internship year as designated by the internship committee.
- Intern should pass an exit exam successfully at the end of internship year.



## Safety and Risk Management by the Program

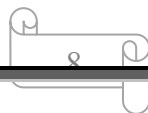
List Insurance Requirements	List Potential Risks	List Safety Precautions Taken	List Safety Training Requirements
<b>Insurance provided by Najran university hospital</b>	<b>Biological</b> Nurses can be exposed to contagious and infectious diseases that can be transmitted through the air (e.g., TB – tuberculosis, Or daily exposure to fluids of the human body.(e.g hepatitis)	<ul style="list-style-type: none"> <li>• use of personal protective devices</li> <li>• HepatitisB vaccination</li> <li>• hand hygiene</li> <li>• Follow isolation precautions in hospital.</li> </ul>	Infection control program.
	<b>Chemical</b> The use of chemicals is widespread in healthcare and includes chemicals such as: <ul style="list-style-type: none"> <li>• Latex in gloves.</li> <li>• disinfecting and sterilizing agents</li> <li>• laboratory chemicals&amp; medical gases</li> <li>• anesthetic agents</li> <li>• Cytotoxic drugs and pharmaceutical substances</li> </ul>	<ul style="list-style-type: none"> <li>• Have a LABEL indicating "HAZARDOUS WASTE".</li> <li>• Keeping of product labels, material safety data sheets (MSDS).</li> </ul>	Education programs about Workplace Hazardous Materials Information System.
	<b>Ergonomic</b> There are many situations where physical demands involve force, repetition, awkward postures and prolonged activities, these include walking or standing for long periods, lifting or carrying.	<ul style="list-style-type: none"> <li>• Follow instructions for proper Lifting or carrying.</li> <li>• Follow body mechanics techniques.</li> </ul>	Safe patient handling program.
	<b>Safety</b>	<ul style="list-style-type: none"> <li>• Selection of footwear and respiratory protection.</li> </ul>	Proper techniques to avoid needle stick injuries.

	<p>In hospital, there are many situations where there is equipment in various places, liquid on floors, etc. The main hazards from these situations are slips. Nurses may also be exposed to burns or scalds from hot sterilizing equipment, and stabs or cuts from sharp objects.</p>	<ul style="list-style-type: none"> <li>• Follow hospital safety rules.</li> </ul>	<p>safe operation of equipment</p>
	<p><b>Psychological</b> Nurses often experience forms of violence at work, including when working alone and working alone with patients.</p>	<p>Try to work in-group frequently ventilate anxiety and unpleasant feeling with field or college teaching staff.</p>	<p>Debriefing session after a critical event.</p>

## **Objectives of Medical Ward**

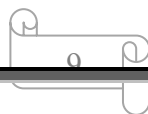
**By the end of the clinical training in the Medical ward the student will be able to:**

1. Assess patient physical, psychological and social status.
2. Demonstrate skill of history taking
3. Participate in bed side care (hygienic care, feeding, positioning .elimination, suctioning ....)
4. Demonstrate skills of medication &IV therapy administration
5. Follow rules and regulation of infection control
6. Perform different diagnostic procedures
7. Adhere to hospital policies and procedures



**Nursing Activities in Medical ward**

No	Skill / Procedure	Targeted			Actual ( Signature and date )										Achieved /not achieved		
		Skill level	Level of performance	Frequency	Level	Date	Sign	Level	Date	Sign	Level	Date	Sign	Level		Date	Sign
1	<b>Shift assessment</b> -Assessing thorax and lung	IS	D	4	Level												
					Date												
					Sign												
	-Assessing heart and neck	IS	D	4	Level												
					Date												
				Sign													
	-Assessing abdomen	IS	D	4	Level												
					Date												
					Sign												
	-Assessing extremities and peripheral circulation	IS	D	4	Level												
					Date												
					Sign												
	-Assessing,& recording intake and output	SS	A	4	Level												
					Date												
					Sign												
2	<b>Advanced technology for diagnostic test: preparation patient ,equipment's for following:</b> a- Liver biopsy	IS	D	4	Level												
					Date												
					Sign												
	b-lumber puncture, bone marrow aspiration, thoracentesis & paracentesis	IS	D	4	Level												
					Date												
					Sign												



No	Skill / Procedure	Targeted			Actual ( Signature and date )										Achieved /not achieved			
		Skill level	Level of performance	Frequency	Level													
	c- Bronchoscope	SS	D	4	Level													
					Date													
					Sign													
	d-Colonoscopy	IS	D	4	Level													
					Date													
					Sign													
	e-Electro cardio gram	IS	D	4	Level													
					Date													
					Sign													
3	<b>Laboratory test</b>				Level													
	a-Collecting blood sample	IS	A	6	Date													
					Sign													
	b-Obtain blood culture	IS	A	4	Level													
					Date													
					Sign													
	c-Obtain wound culture	SS	A	4	Level													
					Date													
					Sign													
	d-Collect sputum sample by expectoration	SS	A	4	Level													
					Date													
					Sign													
	e-Collect sputum sample by suction	CS	C	4	Level													
					Date													
					Sign													
	F-Collect mid-stream urine sample	IS	A	4	Level													

No	Skill / Procedure	Targeted			Actual ( Signature and date )										Achieved /not achieved				
		Skill level	Level of performance	Frequency	Date														
					Date														
					Sign														
	g-Urine screening for sugar ,albumin ,acetone	SS	A	4	Level														
					Date														
					Sign														
	h-Monitoring blood glucose by gulco-check machine	SS	A	4	Level														
					Date														
					Sign														
4	<b>Oxygenation</b> a-Administration oxygen by low devices system	SS	A	4	Level														
					Date														
					Sign														
	b-Administration of small volume nebulizer	IS	B	4	Level														
					Date														
					Sign														
	C-Provide chest physio-therapy (postural drainage, percussion, vibration)				Level														
					Date														
					Sign														
5	<b>Nutrition</b> a-Insertion NGT tube	IS	B	4	Level														
					Date														
					Sign														
	b-Removal of NGT tube	IS	B	4	Level														
					Date														
					Sign														
	c-Administration NGT feeding	IS	B	4	Level														

No	Skill / Procedure	Targeted			Actual ( Signature and date )										Achieved /not achieved						
		Skill level	Level of performance	Frequency	Date																
6	<b>Elimination</b> A-Insert urinary catheter Elimination	IS	B	4	Level																
					Date																
					Sign																
	B-Removal of retention catheter	IS	B	4	Level																
					Date																
					Sign																
	c- Administering enema	SS	B	4	Level																
					Date																
					Sign																
	d-Administering disposable ENEMA	SS	A	4	Level																
					Date																
					Sign																

College Instructor  
Name:  
Sign

Hospital Instructor  
Name:  
Sign

Head of Department  
Name:  
Sign:

**SKILL LEVEL:**  
SS=simple skill  
IS=intermediate skill  
CS = complex skill

**LEVEL OF PERFORMANCE:**  
A: Ability to perform the activity without supervision  
B: Ability to perform the activity under supervision  
C: Ability to assist with performance of activity  
D: knowledge of activity by observation

Achieved= pass the minimum requirements  
  
Not Achieved=did not meet the minimum requirements

## **Objectives of Intensive Care Ward**

**By the end of the clinical training in the Emergency ward the student will be able to:-**

1. Identify need and indications of mechanical ventilation
2. Monitor ventilator settings
3. Provide nursing care for patients
4. Prepare equipment and assist in procedures
5. Assist in medication calculation and administration



Najran University  
Nursing College  
Nursing program

Nursing Activities in Intensive Care Unit

No	Skill /Procedure	Targeted			Actual ( Signature and date )										Achieved /not achieved	
		Skill level	Level of performance	Frequency	Level											
1	-Provide care for patient with ventilator	CS	B	4	Level											
					Date											
					Sign											
2	<b>-Monitor patient condition</b> a-Vital signs	SS	A	6	Level											
					Date											
					Sign											
	b-Level of consciousness using coma scale	SS	A	4	Level											
					Date											
					Sign											
	c-Check invasive tubes and connections	SS	A	4	Level											
					Date											
					Sign											
	d- Assess intake & output	SS	A	4	Level											
					Date											
					Sign											
	e- Assess o2 saturation	SS	A	6	Level											
					Date											
					Sign											
	f- Measure CVP	IS	B		Level											
					Date											
					Sign											
		CS	B	4	Level											
					Date											

No	Skill /Procedure	Targeted			Actual ( Signature and date )										Achieved /not achieved		
		Skill level	Level of performance	Frequency	Sign												
	g-Provide endotracheal and tracheostomy suction &care				Sign												
3	-Administration of medication by different routes	SS	B	4	Level												
					Date												
					Sign												
4	-Assist in arterial blood gases puncturing	CS	C	6	Level												
					Date												
					Sign												
5	-Performing ECG	IS	A	4	Level												
					Date												
					Sign												
6	-Administration of NGT feeding	SS	B	4	Level												
					Date												
					Sign												
7	-Set up syringe pump & infusion pump	CS	B	4	Level												
					Date												
					Sign												
8	- Assist in Cardio version and defibrillation	CS	C	4	Level												
					Date												
					Sign												

9	- Assist in providing care after death	IS	C	4	Level															
					Date															
					Sign															
10	-Document according to hospital policy	SS	B	4	Level															
					Date															
					Sign															

College Instructor  
Name:  
Sign

Hospital Instructor  
Name:  
Sign

Head of Department  
Name:  
Sign:

**SKILL LEVEL:**  
SS=simple skill  
IS=intermediate skill  
CS = complex skill

**LEVEL OF PERFORMANCE:**  
A: Ability to perform the activity without supervision  
B: Ability to perform the activity under supervision  
C: Ability to assist with performance of activity  
D: knowledge of activity by observation

Achieved= pass the minimum requirements  
Not Achieved=did not meet the minimum requirements

## OBJECTIVES OF ADULT HEMODIALYSIS UNIT

**By the end of the clinical training in hemodialysis unit the student will be able to:**

- 1-State common clinical manifestation of chronic renal failure
- 2-State&differentiate between equipments used for hemodialysis
- 3-Provide care before &during and after dialysis
- 4- Follow rules of infection control
- 5-Assist in giving medication during dialysis
- 6-Assist in care of machine after dialysis

**Najran University**  
**Nursing College**  
**Nursing program**

**Nursing Activities in hemodialysis unit**

No	Skill /Procedure	Targeted			Actual ( Signature and date )										Achieved /not achieved	
		Skill level	Level of performance	Frequency	Level											
1	admission procedure a- arrange bed for admission b-perform initial assessment/vital signs c- give brief instruction &orientation d-inform resident physician about admission e- assist in collect lab test specimen	SS	B	4	Level											
					Date											
					Sign											
2	Assist in preparing dialysis machine	SS	B	4	Level											
					Date											
					Sign											
3	Assess access site	CS	C	6	Level											
					Date											
					Sign											
4	prepare site for dialysis	SS	A	4	Level											
					Date											
					Sign											
5	provide nursing care before &during& after dialysis	IS	C	6	Level											
					Date											

No	Skill /Procedure	Targeted			Actual ( Signature and date )										Achieved /not achieved	
		Skill level	Level of performance	Frequency	Sign											
6	Provide health education regard diet ,medication,access site	IS	B	6	Level											
					Date											
					Sign											
7	Document procedure according to policy	CS	B	2	Level											
					Date											
					Sign											
8	Assist in terminating hemodialysis	CS	C	2	Level											
					Date											
					Sign											

College Instructor  
Name:  
Sign

Hospital Instructor  
Name:  
Sign

Head of Department  
Name:  
Sign:

**SKILL LEVEL:**  
SS=simple skill  
IS=intermediate skill  
CS = complex skill

**LEVEL OF PERFORMANCE:**  
A: Ability to perform the activity without supervision  
B: Ability to perform the activity under supervision  
C: Ability to assist with performance of activity  
D: knowledge of activity by observation

Achieved= pass the minimum requirements  
Not Achieved=did not meet the minimum requirements

## **Objectives of Diabetic OPD**

By the end of the course the students will be able to:

- Dealing with complications of patients diagnosed with diabetes mellitus.
- Working closely with physicians, pharmacists and other healthcare professionals.
- Educating patients of the best practices in improving their health.
- Informing patient's families on living with diabetes.
- Providing advice on diet and exercise.
- Advising on injecting medications.
- Administering tablets or insulin if the patient is unable.
- Monitoring blood glucose levels

**Najran University**  
**Nursing College**  
**Nursing program**

**Nursing Activities in Diabetic OPD**

No	Skill /Procedure	Targeted			Actual ( Signature and date )										Achieved /not achieved					
		Skill level	Level of performance	Frequency	Level	Date	Sign													
1	Check that patient file is available&complete with needed papers	SS	B	4	Level															
					Date															
					Sign															
2	Measure and record vital signs	SS	A	4	Level															
					Date															
					Sign															
3	Assist in performing physical examination	IS	C	6	Level															
					Date															
					Sign															
4	Provide health education according to patient condition	SS	A	4	Level															
					Date															
					Sign															
5	prepare requests for investigations and any diagnostic procedures Write paper for next appointment	SS	B	6	Level															
					Date															
					Sign															
6	Documentation according to hospital policy	IS	B	6	Level															
					Date															
					Sign															
					Date															



College Instructor  
Name:

Hospital Instructor  
Name:

Head of Department  
Name:

**Najran University**  
**Nursing College**  
**Nursing program**

### **Objectives of Surgical Ward**

**By the end of the clinical training in the surgical ward the student will be able to:-**

1. Provide direct nursing care for patients with common surgical interventions.
2. Provide preoperative nursing care
3. Provide immediate post-operative nursing care
4. Provide routine post-operative nursing care
5. Change dressing for closed, open surgical wound
6. Change dressing for diabetic foot
7. Insertion IV cannula
8. Priming IVF and regulate the rate

**Najran University**  
**Nursing College**  
**Nursing program**

**Nursing Activities in surgical ward**

No	Skill / Procedure	Targeted			Actual ( Signature and date )										Achieved /not achieved			
		Skill level	Level of performance	Frequency	Level	Date	Sign											
1	-Application of external heating device	SS	A	4	Level													
					Date													
						Sign												
	-Seitz bath to intact or open skin	SS	A	4	Level													
						Date												
						Sign												
	-Cold ice compressor & ice bag	SS	A	4	Level													
					Date													
					Sign													
	-Preparing sterile filed, add the heat sealed supplies and pouring solution	IS	B	4	Level													
					Date													
					Sign													
	-Don surgical dressing	CS	B	4	Level													
					Date													
					Sign													
	-Don Open wound dressing	CS	B	4	Level													
					Date													
					Sign													
	-Monitoring and measuring drain devices	CS	B	4	Level													

No	Skill / Procedure	Targeted			Actual ( Signature and date )										Achieved /not achieved		
		Skill level	Level of performance	Frequency	Date												
					Sign												
	-Drain removal	CS	B	4	Level												
					Date												
					Sign												
	-Suture removal	IS	B	4	Level												
					Date												
					Sign												
2	<b><u>Provide per-operative care</u></b>	IS	B	4	Level												
	a-Preoperative teaching				Date												
	Provide per-operative care				Sign												
	b-Preoperative preparation	IS	B	4	Level												
					Date												
					Sign												
3	<b><u>Intra-operative</u></b>				Level												
	a-Implement surgical hand wash	SS	A	4	Date												
					Sign												
	b-Implement gowning and gloving	SS	A	4	Level												
					Date												
					Sign												

4	a-Immediate postoperative nursing care	CS	C	4	Level																
					Date																
					Sign																
	b-Routine postoperative nursing care	CS	C	4	Level																
					Date																
					Sign																

College Instructor  
Name:  
sign

Hospital Instructor  
Name:  
Sign

Head of Department  
Name:  
Sign:

**SKILL LEVEL:**  
SS=simple skill  
IS=intermediate skill  
CS = complex skill

**LEVEL OF PERFORMANCE:**  
A: Ability to perform the activity without supervision  
B: Ability to perform the activity under supervision  
C: Ability to assist with performance of activity  
D: knowledge of activity by observation

**Achieved** = pass the minimum requirements  
**Not Achieved**= did not meet the minimum requirements

## **Objectives of Burn Unit**

**By the end of the clinical training in the surgical ward the student will be able to:-**

1. Assess the degree of burn.
2. Provide nursing care for patient with burn.
3. Perform wound care for burned patient.
4. Maintain fluid and electrolyte balance for burned patient.
5. Provide planned and incidental health education for the patient

**Najran University**  
**Nursing College**  
**Nursing program**

**Nursing Activities in Burn Unit**

No	Skill /Procedure	Targeted			Actual ( Signature and date )										Achieved /not achieved				
		Skill level	Level of performance	Frequency	Level														
1	Complete admission procedure	SS	B	4	Level														
					Date														
					Sign														
2	Assess the degree of burn	IS	B	4	Level														
					Date														
					Sign														
3	Provide nursing care for patient with burn	CS	B	6	Level														
					Date														
					Sign														
4	Perform wound care	CS	B	4	Level														
					Date														
					Sign														
5	assess intake &output	SS	A	6	Level														
					Date														
					Sign														
6	priming and regulating IV fluid	IS	B	6	Level														
					Date														
					Sign														
7	Conduct health education to patients	SS	B	2	Level														



## **Objectives of Emergency Ward**

**By the end of the clinical training in the Emergency ward the student will be able to:-**

1. Provide nursing care for patients with common problem
2. Receive patient at triage area and categorize them
3. Demonstrate common bedside nursing care
4. Document clearly according to hospital policy



**Najran University**  
**Nursing College**  
**Nursing program**

**Nursing Activities in Emergency ward**

No	Skill / Procedure	Targeted			Actual ( Signature and date )										Achieved /not achieved		
		Skill level	Level of performance	Frequency	Level	Date	Sign										
1	-Assess patient need and vital signs	SS	A	6	Level												
					Date												
					Sign												
2	-Record patient data in registration record	SS	B	6	Level												
					Date												
					Sign												
3	-Assist physician during examination	SS	C	6	Level												
					Date												
					Sign												
4	-Administration of oxygen therapy : a-Nasal cannula	SS	A	6	Level												
					Date												
					Sign												
	b-Simple face mask	SS	A	6	Level												
					Date												
					Sign												
5	- Administration of inhalation therapy small volume nebulizer	SS	A	6	Level												
					Date												

No	Skill / Procedure	Targeted			Actual ( Signature and date )										Achieved /not achieved	
		Skill level	Level of performance	Frequency	Sign											
6	- Withdraw blood sample	IS	B	6	Level											
					Date											
					Sign											
7	-Demonstrate gluco -check	IS	A	6	Level											
					Date											
					Sign											
8	-Demonstrate urine test for albumin, glucose and acetone	SS	A	4	Level											
					Date											
					Sign											
9	-Perform ECG	IS	B	4	Level											
					Date											
					Sign											
10	-Demonstrate wound dressing	IS	B	4	Level											
					Date											
					Sign											
11	-Insertion IV catheter	IS	B	4	Level											
					Date											
					Sign											
12	-Priming and regulating IV fluid	IS	A	4	Level											
					Date											
					Sign											
13	-Demonstrate the correct drug calculation	SS	B	6	Level											
					Date											
					Sign											
14	- Administration of IM injection	IS	A	6	Level											

No	Skill / Procedure	Targeted			Actual ( Signature and date )										Achieved /not achieved		
		Skill level	Level of performance	Frequency	Date												
15	- Administration of SC injection	SS	A	6	Level												
					Date												
					Sign												
16	- Administration of IV injection	IS	B	4	Level												
					Date												
					Sign												
17	- Check emergency cart	SS	A	6	Level												
					Date												
					Sign												
18	-Documentation according to hospital policy	SS	B	6	Level												
					Date												
					Sign												

College Instructor  
Name:  
Sign

Hospital Instructor  
Name:  
Sign

Head of Department  
Name:  
Sign:

**SKILL LEVEL:**  
SS=simple skill  
IS=intermediate skill  
CS = complex skill

**LEVEL OF PERFORMANCE:**  
A: Ability to perform the activity without supervision  
B: Ability to perform the activity under supervision  
C: Ability to assist with performance of activity  
D: knowledge of activity by observation

Achieved= pass the minimum requirements  
Not Achieved=did not meet the minimum requirements

## **Objectives of Pediatric Ward**

**By the end of the clinical training in the Pediatric ward the student will be able to:-**

- 1- Assess anthropometric measure & recording on graph
- 2- Demonstrate skills of history taking (assessment of newborn, preterm & pediatric)
- 3- Perform Nursing care for common pediatric disease
- 4- Provide health teaching to the parent
- 5- Assist in common diagnostic study

Najran University  
 Nursing College  
 Nursing program

Nursing Activities in Pediatric ward

No	Skill /Procedure	Targeted			Actual ( Signature and date )										Achieved /not achieved	
		Skill level	Level of performance	Frequency	Level											
1	<b><u>-Admission procedure:</u></b> <ul style="list-style-type: none"> <li>• Arrange bed linens for admission</li> <li>• Perform initial assessment/ VS</li> <li>• Give brief instruction/ orientation</li> <li>• Inform resident physician about admission</li> <li>• Assist in collecting lab-test specimen</li> </ul>	IS	B	3	Level											
					Date											
					Sign											
2	<b><u>-Assess growth &amp; development:</u></b> <ul style="list-style-type: none"> <li>• Weight</li> <li>• Height</li> <li>• Head circumference</li> <li>• Chest circumference</li> <li>• Record on growth graph</li> </ul>	SS	A	10	Level											
					Date											
					Sign											
3	<b><u>-Demonstration of:</u></b> <ul style="list-style-type: none"> <li>• NGT</li> <li>• Gastrostomy feeding</li> </ul>	IS	A	3	Level											
					Date											
					Sign											
4	-Insertion of IV cannula	CS	C	1	Level											
					Date											
					Sign											

No	Skill /Procedure	Targeted			Actual ( Signature and date )								Achieved /not achieved		
		Skill level	Level of performance	Frequency	Level										
5	-Priming & regulating IV fluids (time needed for each bottle + flow rate)	CS	B	3	Level										
					Date										
					Sign										
6	-Calculate medications correctly	IS	A	6	Level										
					Date										
					Sign										
7	-Administration of various routes of injections - Intramuscular Injection - Subcutaneous Injection - Intradermal Injection	IS	B	2	Level										
					Date										
					Sign										
8	-Administration of IV-push medication & using controlled volume set	IS	B	6	Level										
					Date										
					Sign										
9	-Administering oral medication	IS	A	10	Level										
					Date										
					Sign										
10	-Assist in blood transfusion procedure	CS	B	2	Level										
					Date										
					Sign										
11	-Administration of O2 therapy	SS	A	10	Level										
					Date										
					Sign										
12	-Administration of inhalation therapy/nebulizer	IS	A	10	Level										
					Date										
					Sign										
13	Suctioning	CS	B	3	Level										

No	Skill /Procedure	Targeted			Actual ( Signature and date )										Achieved /not achieved		
		Skill level	Level of performance	Frequency	Date												
14	Withdraw blood sample	IS	B	6	Level												
					Date												
					Sign												
15	-Prepare pt for discharge (give pt& parents health teaching about appointments, medications, diet & any special instruction)	IS	B	6	Level												
					Date												
					Sign												
16	-Prepare pt for diagnostic procedures - lumber puncture -Liver Biopsy -Bone marrow aspiration	CS	D	2	Level												
					Date												
					Sign												
17	-Assist in chest physiotherapy	SS	B	2	Level												
					Date												
					Sign												
18	-Documentation	IS	B	10	Level												
					Date												
					Sign												

College Instructor  
Name:  
Sign

Hospital Instructor  
Name:  
Sign

Head of Department  
Name:  
Sign:

**SKILL LEVEL:**  
SS=simple skill  
IS=intermediate skill  
CS = complex skill

**LEVEL OF PERFORMANCE:**  
A: Ability to perform the activity without supervision  
B: Ability to perform the activity under supervision  
C: Ability to assist with performance of activity  
D: knowledge of activity by observation

Achieved= pass the minimum requirements  
Not Achieved=did not meet the minimum requirements

Najran University  
 Nursing College  
 Nursing program

**Nursing Activities in neonatal intensive care unit**

No	Skill / Procedure	Targeted			Actual ( Signature and date )								Achieved /not achieved		
		Skill level	Level of performance	Frequency	Level										
1	<b><u>-Admission procedure:</u></b> <ul style="list-style-type: none"> <li>• Arrange baby crib linens for admission</li> <li>• Perform initial assessment/ VS</li> <li>• Assist in collecting requested investigations' specimens</li> <li>• Prepare the pt's file</li> </ul>	IS	B	6	Level										
					Date										
					Sign										
2	<b><u>Demonstration of skills related to incubator care:</u></b> <ul style="list-style-type: none"> <li>• Daily care of incubator</li> <li>• Terminal care of incubator</li> </ul>	IS	B	6	Level										
					Date										
					Sign										
3	<b><u>-Monitoring pt on mechanical ventilation:</u></b> <ul style="list-style-type: none"> <li>• Check ventilator mode/rate &amp; frequency</li> <li>• Check O2 percentage</li> </ul>	CS	D	10	Level										
					Date										



No	Skill / Procedure	Targeted			Actual ( Signature and date )								Achieved /not achieved	
		Skill level	Level of performance	Frequency	Sign									
	<ul style="list-style-type: none"> <li>• Check &amp; activate the alarm system</li> <li>• Check tidal volume</li> <li>• Assess pt condition</li> </ul>				Sign									
4	Checking V.S, O2 saturation continuously	SS	A	10	Level									
					Date									
					Sign									
5	-Assist in preparing emergency equipment& medications	CS	C	6	Level									
					Date									
					Sign									
6	-Assist in suctioning & chest physiotherapy	CS	B	6	Level									
					Date									
					Sign									
7	-Demonstrate or assist in feeding <ul style="list-style-type: none"> <li>• Bottle feeding</li> <li>• NGT feeding</li> </ul>	IS	B	6	Level									
					Date									
					Sign									
8	- Calculate & administer medications correctly via various routes (IV, IM, oral or inhalation)	IS	B	6	Level									
					Date									
					Sign									
9	- Priming & regulate IVF (infusion or syringe pump system)	IS	B	6	Level									
					Date									
					Sign									
10	- Administer O2 therapy	SS	A	6	Level									
					Date									
					Sign									
11	- Hygiene care	SS	A	10	Level									
					Date									
					Sign									

No	Skill / Procedure	Targeted			Actual ( Signature and date )								Achieved /not achieved	
		Skill level	Level of performance	Frequency	Level									
12	-Phototherapy	IS	A	10	Level									
					Date									
					Sign									
13	-Prepare pt for discharge (give pt& parents health teaching about appointments, medications, diet & any special instruction)	CS	B	3	Level									
					Date									
					Sign									
14	-Documentation	IS	B	6	Level									
					Date									
					Sign									
15	- Hygiene care	IS	B	6	Level									
					Date									
					Sign									
16	-Phototherapy	CS	D	2	Level									
					Date									
					Sign									
17	-Prepare pt for discharge (give pt& parents health teaching about appointments, medications, diet & any special instruction)	SS	B	2	Level									
					Date									
					Sign									
					Date									
					Sign									

College Instructor  
Name:  
Sign

Hospital Instructor  
Name:  
Sign

Head of Department  
Name:  
Sign:

**SKILL LEVEL:**  
SS=simple skill  
IS=intermediate skill  
CS = complex skill

**LEVEL OF PERFORMANCE:**  
A: Ability to perform the activity without supervision  
B: Ability to perform the activity under supervision  
C: Ability to assist with performance of activity  
D: knowledge of activity by observation

Achieved= pass the minimum requirements  
Not Achieved=did not meet the minimum requirements

### **Objectives of Pediatric Emergency Department**

**By the end of the clinical training in the Pediatric Emergency Department, the student will be able to:-**

1. Identify the role of the nurse in the pediatric emergency care setting.
2. Perform a head to toe assessment of the pediatric client.
3. Develop a plan of care in collaboration with client, family, as well as the interdisciplinary health care team, using the nursing process for a pediatric client with health care needs.
4. Deliver appropriate nursing care to the pediatric client based on diagnosis, age and developmental stage.

**Najran University**  
**Nursing College**  
**Nursing program**

**Nursing Activities in pediatric emergency room**

No	Skill /Procedure	Targeted			Actual ( Signature and date )										Achieved /not achieved	
		Skill level	Level of performance	Frequency	Level											
1	Triage system Demonstrates understanding of criteria for prioritizing patient management	IS	B	10	Level											
					Date											
					Sign											
2	Pain assessment	IS	B	5	Level											
					Date											
					Sign											
3	Measuring and recording vital signs	SS	A	10	Level											
					Date											
					Sign											
4	Measuring and recording anthropometric measurement as weight and length head circumference	SS	A	10	Level											
					Date											
					Sign											
5	Record patient data in registration records	SS	A	10	Level											
					Date											
					Sign											
6	Assist physician during examination	SS	A	6	Level											

No	Skill /Procedure	Targeted			Actual ( Signature and date )										Achieved /not achieved					
		Skill level	Level of performance	Frequency	Date															
7	administration of inhalation therapy& small volume nebulizer	IS	B	5	Level															
					Date															
					Sign															

### Nursing Activities in pediatric emergency room

No	Skill /Procedure	Targeted			Actual ( Signature and date )										Achieved /not achieved					
		Skill level	Level of performance	Frequency	Date															
8	administration of IV therapy	IS	B	10	Level															
					Date															
					Sign															
9	Administration of various routes of medications	IS	B	10	Level															
					Date															
					Sign															
10	Demonstrate gluckocheck	SS	B	10	Level															
					Date															
					Sign															
11	Cannula insertion for children	CS	B	5	Level															
					Date															
					Sign															
12	With draw blood sample	CS	B	5	Level															
					Date															
					Sign															
13	Heel Stick and Finger Stick	IS	B	5	Level															

No	Skill /Procedure	Targeted			Actual ( Signature and date )										Achieved /not achieved		
		Skill level	Level of performance	Frequency	Date												
					Date												
					Sign												
					Sign												
14	Blood Gas Sampling and Monitoring	CS	C	5	Level												
					Date												
					Sign												
15	Diapering	SS	A	10	Level												
					Date												
					Sign												
16	Suctioning	IS	B	5	Level												
	Wound care				Date												
					Sign												
19	assist in Admissions procedures	IS	C	5	Level												
					Date												
					Sign												
20	document procedure according to policy	IS	B	5	Level												
					Date												
					Sign												

College Instructor  
Name:  
Sign

Hospital Instructor  
Name:  
Sign

Head of Department  
Name:  
Sign:

**SKILL LEVEL:**  
SS=simple skill  
IS=intermediate skill  
CS = complex skill

**LEVEL OF PERFORMANCE:**  
A: Ability to perform the activity without supervision  
B: Ability to perform the activity under supervision  
C: Ability to assist with performance of activity  
D: knowledge of activity by observation

Achieved= pass the minimum requirements  
  
Not Achieved=did not meet the minimum requirements

## **Objectives of Obstetrics & Gynecology Nursing clinical training**

**By the end of Antenatal Nursing clinical training every student will be able to:**

1. Perform an assessment of the bio-psychosocial need of the women during child bearing period.
2. Formulate nursing diagnosis for women & addressing unmet need according to priorities.
3. Perform nursing interventions based upon the formulated plans and according to women's need.
4. Formulate health education plans for women according to their individual need & problems
5. Evaluate nursing interventions and re-establish priorities according to the reassessment

**Najran University**  
**Nursing College**  
**Nursing program**

**Nursing Activities in Antenatal ward**

No	Skill /Procedure	Targeted			Actual ( Signature and date )										Achieved /not achieved		
		Skill level	Level of performance	Frequency	Level												
1	Admission procedure	SS	A	10	Level												
					Date												
					Sign												
2	Assist in ultrasound	IS	A	10	Level												
					Date												
					Sign												
3	Perform the first physical examination during pregnancy	IS	B	5	Level												
					Date												
					Sign												
					Level												



No	Skill /Procedure	Targeted			Actual ( Signature and date )										Achieved /not achieved			
		Skill level	Level of performance	Frequency	Date													
4	Perform Leopold's maneuvers	IS	B	5	Date													
5	Assisting with pelvic examination during pregnancy.	IS	C	2	Level													
					Date													
					Sign													
6	Testing urine for protein & sugar using urinary dipstick	IS	A	5	Level													
					Date													
					Sign													
7	Assessing pitting edema	IS	D	5	Level													
					Date													
					Sign													
8	Non stress test (NST)	CS	B	5	Level													
					Date													
					Sign													
9	Auscultation fetal heart rate	IS	A	10	Level													
					Date													
					Sign													
10	Self-care Perineal care	IS	A	10	Level													
					Date													
					Sign													

College Instructor  
Name:

Hospital Instructor  
Name:

Head of Department  
Name:

Sign

**SKILL LEVEL:**  
SS=simple skill  
IS=intermediate skill  
CS = complex skill

Sign

**LEVEL OF PERFORMANCE:**  
A: Ability to perform the activity without supervision  
B: Ability to perform the activity under supervision  
C: Ability to assist with performance of activity  
D: knowledge of activity by observation

Sign:

Achieved= pass the minimum requirements  
Not Achieved=did not meet the minimum requirements

### **Objectives in Delivery Room**

**By the end of delivery room clinical training every student will be able to:**

1. Perform local & general Physical examination.
2. Perform vaginal examination during labor.
3. Auscultate fetal heart sound.
4. Monitor Maternal & fetal condition during labor using pantograph.
5. Administer cleansing enema during labor.
6. Perform catheterization for female in labor following aseptic technique.
7. Assist in induction of labor by oxytocin infusion.
8. Prepare of women for cesarean section.
9. Provide immediate care of the newborn.
10. Tailor at least four nursing care plan for women according to their need

11. Assist in episiotomy incision and repair

Najran University  
Nursing College  
Nursing program

Nursing Activities in delivery room ward

No	Skill /Procedure	Targeted			Actual ( Signature and date )										Achieved /not achieved		
		Skill level	Level of performance	Frequency	Level												
1	Monitoring woman during labor using paragraph	IS	A	10	Level												
					Date												
					Sign												
2	Assessing uterine contraction	SS	A	10	Level												
					Date												
					Sign												
3	Preparation for labor& delivery Instruments	IS	B	10	Level												
					Date												
					Sign												
4	Management of oxytocin administration	IS	B	10	Level												
					Date												

No	Skill /Procedure	Targeted			Actual ( Signature and date )										Achieved /not achieved																																																																																																																																																																																																																																																																																																																																																																																																								
		Skill level	Level of performance	Frequency	Sign																																																																																																																																																																																																																																																																																																																																																																																																																		
5	Assisting in episiotomy performance and repair	CS	C	5	Level																	Date																	Sign												6	Catheterization during labor	IS	B	10	Level																	Date																	Sign												7	Vaginal examination during labor	IS	B	5	Level																	Date																	Sign												8	Perineal care	IS	A	10	Level																	Date																	Sign												9	Cardio-tocograph in labor (CTG Monitoring)	IS	A	10	Level																	Date																	Sign												10	Monitoring in the woman during 4 <sup>th</sup> stage of labor	IS	A	10	Level																	Date																	Sign												11	Placental Examination	IS	A	10	Level																	Date																	Sign												12	Immediate care of the newborn & Apgar Score	IS	B	10	Level																	Date																	Sign											
					Date																	Sign												6	Catheterization during labor	IS	B	10	Level																	Date																	Sign												7	Vaginal examination during labor	IS	B	5	Level																	Date																	Sign												8	Perineal care	IS	A	10	Level																	Date																	Sign												9	Cardio-tocograph in labor (CTG Monitoring)	IS	A	10	Level																	Date																	Sign												10	Monitoring in the woman during 4 <sup>th</sup> stage of labor	IS	A	10	Level																	Date																	Sign												11	Placental Examination	IS	A	10	Level																	Date																	Sign												12	Immediate care of the newborn & Apgar Score	IS	B	10	Level																	Date																	Sign																												
					Sign												6	Catheterization during labor	IS	B	10	Level																	Date																	Sign												7	Vaginal examination during labor	IS	B	5	Level																	Date																	Sign												8	Perineal care	IS	A	10	Level																	Date																	Sign												9	Cardio-tocograph in labor (CTG Monitoring)	IS	A	10	Level																	Date																	Sign												10	Monitoring in the woman during 4 <sup>th</sup> stage of labor	IS	A	10	Level																	Date																	Sign												11	Placental Examination	IS	A	10	Level																	Date																	Sign												12	Immediate care of the newborn & Apgar Score	IS	B	10	Level																	Date																	Sign																																													
6	Catheterization during labor	IS	B	10	Level																	Date																	Sign												7	Vaginal examination during labor	IS	B	5	Level																	Date																	Sign												8	Perineal care	IS	A	10	Level																	Date																	Sign												9	Cardio-tocograph in labor (CTG Monitoring)	IS	A	10	Level																	Date																	Sign												10	Monitoring in the woman during 4 <sup>th</sup> stage of labor	IS	A	10	Level																	Date																	Sign												11	Placental Examination	IS	A	10	Level																	Date																	Sign												12	Immediate care of the newborn & Apgar Score	IS	B	10	Level																	Date																	Sign																																																														
					Date																	Sign												7	Vaginal examination during labor	IS	B	5	Level																	Date																	Sign												8	Perineal care	IS	A	10	Level																	Date																	Sign												9	Cardio-tocograph in labor (CTG Monitoring)	IS	A	10	Level																	Date																	Sign												10	Monitoring in the woman during 4 <sup>th</sup> stage of labor	IS	A	10	Level																	Date																	Sign												11	Placental Examination	IS	A	10	Level																	Date																	Sign												12	Immediate care of the newborn & Apgar Score	IS	B	10	Level																	Date																	Sign																																																																															
					Sign												7	Vaginal examination during labor	IS	B	5	Level																	Date																	Sign												8	Perineal care	IS	A	10	Level																	Date																	Sign												9	Cardio-tocograph in labor (CTG Monitoring)	IS	A	10	Level																	Date																	Sign												10	Monitoring in the woman during 4 <sup>th</sup> stage of labor	IS	A	10	Level																	Date																	Sign												11	Placental Examination	IS	A	10	Level																	Date																	Sign												12	Immediate care of the newborn & Apgar Score	IS	B	10	Level																	Date																	Sign																																																																																																
7	Vaginal examination during labor	IS	B	5	Level																	Date																	Sign												8	Perineal care	IS	A	10	Level																	Date																	Sign												9	Cardio-tocograph in labor (CTG Monitoring)	IS	A	10	Level																	Date																	Sign												10	Monitoring in the woman during 4 <sup>th</sup> stage of labor	IS	A	10	Level																	Date																	Sign												11	Placental Examination	IS	A	10	Level																	Date																	Sign												12	Immediate care of the newborn & Apgar Score	IS	B	10	Level																	Date																	Sign																																																																																																																	
					Date																	Sign												8	Perineal care	IS	A	10	Level																	Date																	Sign												9	Cardio-tocograph in labor (CTG Monitoring)	IS	A	10	Level																	Date																	Sign												10	Monitoring in the woman during 4 <sup>th</sup> stage of labor	IS	A	10	Level																	Date																	Sign												11	Placental Examination	IS	A	10	Level																	Date																	Sign												12	Immediate care of the newborn & Apgar Score	IS	B	10	Level																	Date																	Sign																																																																																																																																		
					Sign												8	Perineal care	IS	A	10	Level																	Date																	Sign												9	Cardio-tocograph in labor (CTG Monitoring)	IS	A	10	Level																	Date																	Sign												10	Monitoring in the woman during 4 <sup>th</sup> stage of labor	IS	A	10	Level																	Date																	Sign												11	Placental Examination	IS	A	10	Level																	Date																	Sign												12	Immediate care of the newborn & Apgar Score	IS	B	10	Level																	Date																	Sign																																																																																																																																																			
8	Perineal care	IS	A	10	Level																	Date																	Sign												9	Cardio-tocograph in labor (CTG Monitoring)	IS	A	10	Level																	Date																	Sign												10	Monitoring in the woman during 4 <sup>th</sup> stage of labor	IS	A	10	Level																	Date																	Sign												11	Placental Examination	IS	A	10	Level																	Date																	Sign												12	Immediate care of the newborn & Apgar Score	IS	B	10	Level																	Date																	Sign																																																																																																																																																																				
					Date																	Sign												9	Cardio-tocograph in labor (CTG Monitoring)	IS	A	10	Level																	Date																	Sign												10	Monitoring in the woman during 4 <sup>th</sup> stage of labor	IS	A	10	Level																	Date																	Sign												11	Placental Examination	IS	A	10	Level																	Date																	Sign												12	Immediate care of the newborn & Apgar Score	IS	B	10	Level																	Date																	Sign																																																																																																																																																																																					
					Sign												9	Cardio-tocograph in labor (CTG Monitoring)	IS	A	10	Level																	Date																	Sign												10	Monitoring in the woman during 4 <sup>th</sup> stage of labor	IS	A	10	Level																	Date																	Sign												11	Placental Examination	IS	A	10	Level																	Date																	Sign												12	Immediate care of the newborn & Apgar Score	IS	B	10	Level																	Date																	Sign																																																																																																																																																																																																						
9	Cardio-tocograph in labor (CTG Monitoring)	IS	A	10	Level																	Date																	Sign												10	Monitoring in the woman during 4 <sup>th</sup> stage of labor	IS	A	10	Level																	Date																	Sign												11	Placental Examination	IS	A	10	Level																	Date																	Sign												12	Immediate care of the newborn & Apgar Score	IS	B	10	Level																	Date																	Sign																																																																																																																																																																																																																							
					Date																	Sign												10	Monitoring in the woman during 4 <sup>th</sup> stage of labor	IS	A	10	Level																	Date																	Sign												11	Placental Examination	IS	A	10	Level																	Date																	Sign												12	Immediate care of the newborn & Apgar Score	IS	B	10	Level																	Date																	Sign																																																																																																																																																																																																																																								
					Sign												10	Monitoring in the woman during 4 <sup>th</sup> stage of labor	IS	A	10	Level																	Date																	Sign												11	Placental Examination	IS	A	10	Level																	Date																	Sign												12	Immediate care of the newborn & Apgar Score	IS	B	10	Level																	Date																	Sign																																																																																																																																																																																																																																																									
10	Monitoring in the woman during 4 <sup>th</sup> stage of labor	IS	A	10	Level																	Date																	Sign												11	Placental Examination	IS	A	10	Level																	Date																	Sign												12	Immediate care of the newborn & Apgar Score	IS	B	10	Level																	Date																	Sign																																																																																																																																																																																																																																																																										
					Date																	Sign												11	Placental Examination	IS	A	10	Level																	Date																	Sign												12	Immediate care of the newborn & Apgar Score	IS	B	10	Level																	Date																	Sign																																																																																																																																																																																																																																																																																											
					Sign												11	Placental Examination	IS	A	10	Level																	Date																	Sign												12	Immediate care of the newborn & Apgar Score	IS	B	10	Level																	Date																	Sign																																																																																																																																																																																																																																																																																																												
11	Placental Examination	IS	A	10	Level																	Date																	Sign												12	Immediate care of the newborn & Apgar Score	IS	B	10	Level																	Date																	Sign																																																																																																																																																																																																																																																																																																																													
					Date																	Sign												12	Immediate care of the newborn & Apgar Score	IS	B	10	Level																	Date																	Sign																																																																																																																																																																																																																																																																																																																																														
					Sign												12	Immediate care of the newborn & Apgar Score	IS	B	10	Level																	Date																	Sign																																																																																																																																																																																																																																																																																																																																																															
12	Immediate care of the newborn & Apgar Score	IS	B	10	Level																	Date																	Sign																																																																																																																																																																																																																																																																																																																																																																																
					Date																	Sign																																																																																																																																																																																																																																																																																																																																																																																																	
					Sign																																																																																																																																																																																																																																																																																																																																																																																																																		

College Instructor

Hospital Instructor

Head of Department

Name:  
Sign

Name:  
Sign

Name:  
Sign:

**SKILL LEVEL:**  
SS=simple skill  
IS=intermediate skill  
CS = complex skill

**LEVEL OF PERFORMANCE:**  
A: Ability to perform the activity without supervision  
B: Ability to perform the activity under supervision  
C: Ability to assist with performance of activity  
D: knowledge of activity by observation

Achieved= pass the minimum requirements

Not Achieved=did not meet the minimum requirements

### **Objectives In Postnatal Ward**

#### **By the end of postnatal ward clinical training every student will be able to:**

1. Take complete history from the woman after delivery
2. Assess the maternal condition in the immediate postpartum period.
3. Perform postpartum examination
  - Examine the breast , uterus & perineum
  - Inspection for lochia ( color , amount & odor )
4. Perform episiotomy and perineal care.
5. Instruct women about perineal self-care.
6. Check infant's general condition, vital signs, weight, skin color & present of any abnormalities.
7. Conduct at least two teaching classes according to the mother & newborn needs.
8. Tailor at least three nursing care plan for postpartum women according to needs.

**Najran University**  
**Nursing College**  
**Nursing program**

**Nursing Activities in Postnatal ward**

No	Skill /Procedure	Targeted			Actual ( Signature and date )										Achieved /not achieved		
		Skill level	Level of performance	Frequency	Level												
1	Postpartum assessment	SS	A	10	Level												
					Date												
					Sign												
2	Episiotomy care	SS	A	10	Level												
					Date												
					Sign												
3	Postpartum abdominal examination	IS	A	10	Level												
					Date												
					Sign												
4	Self-perineal care	SS	A	10	Level												
					Date												
					Sign												
5			A		Level												

No	Skill /Procedure	Targeted			Actual ( Signature and date )										Achieved /not achieved				
		Skill level	Level of performance	Frequency	Date														
	Assessing the pitting edema	SS		10	Date														
					Sign														
6	Breast care	SS	A	10	Level														
					Date														
					Sign														
7	Teach the post natal exercise	SS	A	10	Level														
					Date														
					Sign														
8	Assist woman in breastfeeding	SS	A	10	Level														
					Date														
					Sign														
9	Routine baby care	SS	A	10	Level														
					Date														
					Sign														
10	Assist in pelvic examination	IS	A	10	Level														
					Date														
					Sign														

College Instructor  
Name:  
Sign

Hospital Instructor  
Name:  
Sign

Head of Department  
Name:  
Sign:

**SKILL LEVEL:**  
SS=simple skill  
IS=intermediate skill  
CS = complex skill

**LEVEL OF PERFORMANCE:**  
A: Ability to perform the activity without supervision  
B: Ability to perform the activity under supervision  
C: Ability to assist with performance of activity  
D: knowledge of activity by observation

Achieved= pass the minimum requirements  
  
Not Achieved=did not meet the minimum requirements

## **Objectives gynecologic nursing and family planning unit**

**By the end of gynecologic nursing and family planning unit clinical training every student will be able to:**

1. Provide adequate preparation according to standard precautions before any obstetrics and gynecologic procedures.
2. Apply post procedure tasks after finishing any invasive and non-invasive procedure related to gynecologic problems.
3. Perform all nursing procedures related to care of the women during gynecological and family planning procedures.



**Najran University**  
**Nursing College**  
**Nursing program**

**Nursing Activities in gynecologic nursing and family planning unit**

No	Skill /Procedure	Targeted			Actual ( Signature and date )										Achieved /not achieved	
		Skill level	Level of performance	Frequency	Level											
1	Breast examination	SS	A	10	Level											
					Date											
					Sign											
2	Assist in pelvic examination	SS	C	5	Level											
					Date											
					Sign											
3	Assist in ultrasound	IS	C	10	Level											
					Date											
					Sign											
4	Vaginal irrigation	SS	A	5	Level											
					Date											
					Sign											
					Level											

No	Skill /Procedure	Targeted			Actual ( Signature and date )										Achieved /not achieved	
		Skill level	Level of performance	Frequency	Date											
5	Insertion of vaginal suppositories or cream	SS	A	5	Date											
6	Pre-operative care for vaginal operations	SS	A	5	Level											
					Date											
					Sign											
7	Post-operative care for vaginal operations	SS	A	5	Level											
					Date											
					Sign											
8	Assist in vaginal packing/ pack removal	SS	C	3	Level											
					Date											
					Sign											
9	Assist in the insertion of IUD	SS	C	5	Level											
					Date											
					Sign											
10	Breast self-examination	SS	A	10	Level											
					Date											
					Sign											

College Instructor  
Name:  
Sign

Hospital Instructor  
Name:  
Sign

Head of Department  
Name:  
Sign:

**SKILL LEVEL:**  
SS=simple skill  
IS=intermediate skill

**LEVEL OF PERFORMANCE:**  
A: Ability to perform the activity without supervision  
B: Ability to perform the activity under supervision  
C: Ability to assist with performance of activity

Achieved= pass the minimum requirements  
Not Achieved=did not meet the minimum requirements

## **Objectives Community Nursing**

**By the end of nursing administration experience every student will be able to**

1. Collaborate with other members of the primary health care team in providing a wide range of health care services to clients in the community.
2. Assess health needs/problems of mothers & their children.
3. Carryout health education programs for mothers & children.
4. Discuss & explain the importance of recording statistics at the health centers & to identify the various types of available records.
5. List the various functions of the PHC
6. Estimate the morbidity rates of common diseases;
7. Assist in immunization program(immunizing & recording)
8. Evaluate the seating area for waiting patients in term of cleanness & privacy;

Najran University  
 Nursing College  
 Nursing program

**Nursing Activities in primary health care centers**

No	Skill /Procedure	Targeted			Actual ( Signature and date )										Achieved /not achieved		
		Skill level	Level of performance	Frequency	Level	Date	Sign										
1	Arrange & prepare clinics accordingly	SS	A	5	Level												
					Date												
					Sign												
2	Perform initial history taking, assessment & VS	SS	A	6	Level												
					Date												
					Sign												
3	Assess growth & development: Weight & height Head& chest circumference Recording growth graph	SS	A	6	Level												
					Date												
					Sign												
4	Performing some tests as Urine analysis and withdraw blood samples if needed	SS	A	4	Level												
					Date												
					Sign												
5	Perform wound dressing	IS	B	4	Level												
					Date												
					Sign												
6	Administrate various routes of injections & medications correctly	IS	B	6	Level												
					Date												
					Sign												
7	<b>Immunization procedures</b>	IS	B	5	Level												

No	Skill /Procedure	Targeted			Actual ( Signature and date )										Achieved /not achieved		
		Skill level	Level of performance	Frequency	Date												
	- Explain the importance of immunization. -perform vaccination according to patient age Discuss any expected side effects.give -record in child card				Date												
					Sign												
8	plan & conducting health education programs according to needs/problems	SS	A	2	Level												
					Date												
					Sign												
9	Administer oxygen therapy & nebulizer	IS	B	2	Level												
					Date												
					Sign												
10	Documentation, reporting according to PHC policy	IS	B	2	Level												
					Date												
					Sign												
					Date												
					Sign												

College Instructor  
Name:  
Sign

**SKILL LEVEL:**  
SS=simple skill  
IS=intermediate skill

Hospital Instructor  
Name:  
Sign

**LEVEL OF PERFORMANCE:**  
A: Ability to perform the activity without supervision  
B: Ability to perform the activity under supervision  
C: Ability to assist with performance of activity

Head of Department  
Name:  
Sign:

Achieved= pass the minimum requirements  
  
Not Achieved=did not meet the minimum requirements